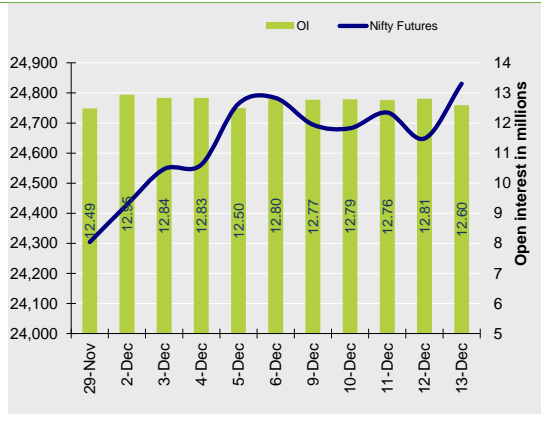


**Nifty Snapshot**

	Close	Prv Cl.	Ab chg	% chg
<b>Spot</b>	24,768.30	24,548.70	219.60	0.89
<b>Futures</b>	24,830.75	24,648.55	182.20	0.74
<b>OI(ml shr)</b>	12.60	12.81	-0.21	-1.66
<b>Vol (lots)</b>	536224	153383	382841	249.60
<b>COC</b>	62.45	99.85	-37.40	-37.5
<b>PCR-OI</b>	1.12	1.02	0.10	9.9

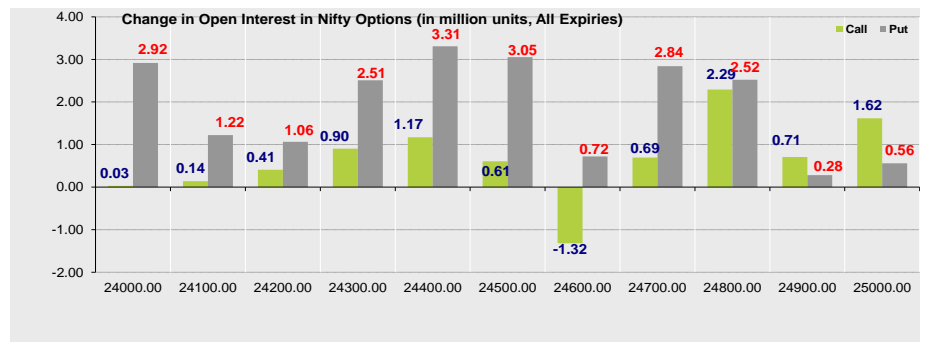
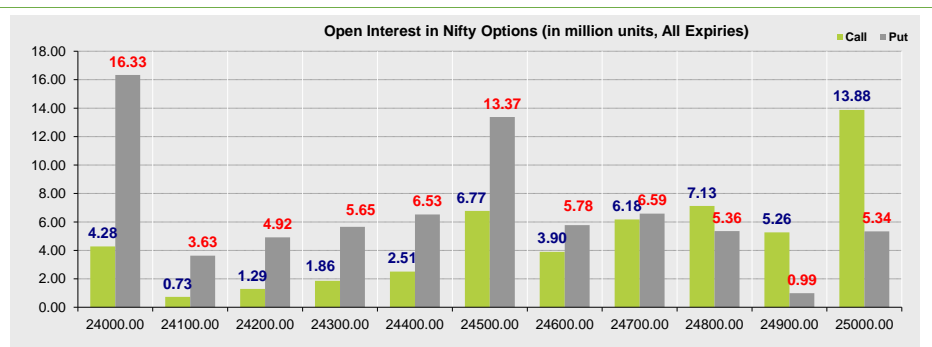
**Nifty Futures Price v/s OI**



**Summary**

- Indian markets closed on positive note where buying was mainly seen in FMCG, Banking, Automobiles Sectors. Nifty Dec Futures closed at 24830.75 (up 182.20 points) at a premium of 62.45 pts to spot.
- FII's were net buyers in Cash to the tune of 2335.32 Cr and were net buyers in index futures to the tune of 480.78 Cr.
- India VIX decreased by 1.04% to close at 13.05 touching an intraday high of 14.72.

**Open Interest in Nifty Options:**



**Institutional Activity in previous trading session**

(in Rs cr.)	Buy	Sell	Net
Index Futures	5436.38	4955.60	480.78
Index Options	1301767.25	1252255.22	49512.03
Stock Futures	32653.04	24893.57	7759.47
Stock Options	120940.27	121486.73	-546.46
FII Cash	15,968.39	13,633.07	2,335.32
DII Cash	9,616.97	10,349.17	-732.20

**Net FII Activity (in Rs cr.)**

Date	Idx Fut	Stk Fut	Idx Opt	Cash
13-Dec	480.8	7759.5	49512.0	2335
12-Dec	-1373.7	-5171.4	-49511.5	-3560
11-Dec	-130.8	-1852.1	-755.0	-1012
10-Dec	-565.7	-1899.7	-16705.7	1286
9-Dec	215.1	-6939.4	-3100.8	724
6-Dec	546.8	-1591.5	2758.8	-1830

**Technical Pivot (Intraday):**

	S2	S1	PIVOT	R1	R2
NIFTY	24005	24420	24645	25055	25280
BANKNIFTY	51930	52780	53225	54075	54520

(Price is in Rs; OI is in million units; Price chg and OI chg are in percentage) **NB RESEARCH**

**Fresh Longs seen in:**

Scrip	Price	Price chg	OI	OI Chg
PAYTM	988.2	3.0	9.7	20.0
MANAPPURAM	182.7	2.1	67.9	17.3
MGL	1303.0	1.7	4.7	12.7

**Fresh Shorts seen in:**

Scrip	Price	Price chg	OI	OI Chg
CAMS	5198.9	-1.8	0.6	17.0
ADANIGREEN	1192.0	-2.2	7.0	14.8
POONAWALLA	347.8	-2.7	9.9	14.0

**Short Covering seen in:**

Scrip	Price	Price chg	OI	OI Chg
FINNIFTY	24937.1	0.4	0.1	-8.6
DELHIVERY	390.0	3.0	9.6	-8.5
JSL	762.5	0.9	1.2	-4.9

**Long Unwinding seen in:**

Scrip	Price	Price chg	OI	OI Chg
GLENMARK	1519.1	-1.2	3.3	-15.2
NATIONALUM	227.7	-1.8	71.7	-6.5
MUTHOOTFIN	2097.6	-1.5	4.4	-6.3

- The above second chart shows previous trading day's change in Nifty options where Addition in OI were seen in 24600, 24700, 24800 strike Puts and at 25000, 24900, 24800 strike Calls indicating market is likely to remain range bound in the near term.
- Highest OI build-up is seen at 25000 strike Calls and 24000 strike Puts, to the tune of 13.88mn and 16.33mn respectively.

**Outlook on Nifty:**

**Index is likely to open on a negative note today and is likely to remain range bound during the day.**

NIFTY50 Options OI (CE OI = Resistance) (PE OI = Support)			
Symbol	Highest CE OI	Highest PE OI	CMP
ADANIPTS	1300	1200	1261
ADANIENT	3000	3000	2537
ASIANPAINT	2500	2400	2411
AXISBANK	1200	1150	1150
BAJAJ-AUTO	10000	9000	9051
BAJAJFINSV	1700	1600	1682
BAJFINANCE	7200	6800	7200
BHARTIARTL	1600	1600	1683
BPCL	310	290	303
BRITANNIA	5000	4700	4860
CIPLA	1500	1480	1452
COALINDIA	420	400	412
DIVISLAB	6200	6000	5899
DRREDDY	1250	1200	1246
EICHERMOT	5000	4500	4842
GRASIM	2700	2600	2704
HCLTECH	1960	1920	1971
HDFCBANK	1900	1800	1871
HDFCLIFE	700	640	633
HEROMOTOCO	4700	4600	4593
HINDALCO	700	670	664
HINDUNILVR	2500	2400	2391
ICICIBANK	1340	1300	1346
ITC	480	460	472
INDUSINDBK	1000	1000	990

NIFTY50 Options OI (CE OI = Resistance) ( PE OI = Support)			
Symbol	Highest CE OI	Highest PE OI	CMP
INFY	2000	1940	2002
IOC	150	140	145
JSWSTEEL	1000	1000	1002
KOTAKBANK	1900	1800	1808
LT	4000	3700	3893
LTIM	6800	6600	6737
M&M	3100	3000	3093
MARUTI	11500	11000	11284
NESTLEIND	2300	2200	2255
NTPC	370	350	359
ONGC	264	250	255
POWERGRID	350	320	334
RELIANCE	1300	1300	1279
SBILIFE	1500	1400	1434
SBIN	900	800	863
SUNPHARMA	1820	1800	1815
TATACONSUM	950	940	931
TATAMOTORS	800	800	793
TATASTEEL	160	140	149
TCS	4500	4200	4483
TECHM	1800	1600	1798
TITAN	3500	3300	3507
ULTRACEMCO	12500	11000	12110
UPL	560	540	551
WIPRO	310	300	311



**Derivative Recommendations:**

Stock Name	Call (Buy/Sell)	Entry price	Targets	Stop Loss	Duration	Status
NIL						

**FROM THE EQUITY DERIVATIVE DESK:**

**NIRAV HARISH CHHEDA**  
AVP - DERIVATIVES AND TECHNICAL RESEARCH  
E-Mail: [nirav.chheda@nirmalbang.com](mailto:nirav.chheda@nirmalbang.com)  
Tel no: 6273-8199/8000

**AMIT BHUPTANI**  
SNR.DERIVATIVES AND TECHNICAL RESEARCH ANALYST  
E-Mail: [amit.bhuptani@nirmalbang.com](mailto:amit.bhuptani@nirmalbang.com)  
Tel no: 6273-8242/8000

**DISCLOSURES**

Research Reports that are published by Nirmal Bang Securities Private Limited (hereinafter referred to as "NBSPL") are for private circulation only. NBSPL is a registered Research Analyst under SEBI (Research Analyst) Regulations, 2014 having Registration no. INH000001766. NBSPL is also a registered Stock Broker with National Stock Exchange of India Limited, BSE Limited, Metropolitan Stock Exchange of India Limited, Multi Commodity Exchange of India Limited, National Commodity and Derivative Exchange Limited and Indian Commodity Exchange Limited in cash and Equity and Commodities derivatives segments.

NBSPL has other business divisions with independent research teams separated by Chinese walls, and therefore may, at times, have different or contrary views on stocks and markets.

NBSPL or its associates have not been debarred / suspended by SEBI or any other regulatory authority for accessing / dealing in securities Market. NBSPL, its associates or analyst or his relatives do not hold any financial interest (Except Investment) in the subject company. NBSPL or its associates or Analyst do not have any conflict or material conflict of interest at the time of publication of the research report with the subject company. NBSPL or its associates or Analyst or his relatives may or may not hold beneficial ownership of 1% or more in the subject company at the end of the month immediately preceding the date of publication of this research report.

NBSPL or its associates / analyst has not received any compensation / managed or co-managed public offering of securities of the company covered by Analyst during the past twelve months. NBSPL or its associates have not received any compensation or other benefits from the company covered by Analyst or third party in connection with the research report. Analyst has not served as an officer, director or employee of Subject Company. NBSPL / analyst has not been engaged in market making activity of the subject company.

Analyst Certification: The research analysts and authors of these reports, hereby certify that the views expressed in this research report accurately reflects my/our personal views about the subject securities, issuers, products, sectors or industries. It is also certified that no part of the compensation of the analyst(s) was, is, or will be directly or indirectly related to the inclusion of specific recommendations or views in this research. The analyst(s) principally responsible for the preparation of this research report and has taken reasonable care to achieve and maintain independence and objectivity in making any recommendations.

**DISCLAIMER**

This report is for the personal information of the authorized recipient and does not construe to be any investment, legal or taxation advice to you. NBSPL is not soliciting any action based upon it. Nothing in this research shall be construed as a solicitation to buy or sell any security or product, or to engage in or refrain from engaging in any such transaction. In preparing this research, we did not take into account the investment objectives, financial situation and particular needs of the reader.

This research has been prepared for the general use of the clients of NBSPL and must not be copied, either in whole or in part, or distributed or redistributed to any other person in any form. If you are not the intended recipient you must not use or disclose the information in this research in any way. Though disseminated to all the customers simultaneously, not all customers may receive this report at the same time. NBSPL will not treat recipients as customers by virtue of their receiving this report. This report is not directed or intended for distribution to or use by any person or entity resident in a state, country or any jurisdiction, where such distribution, publication, availability or use would be contrary to law, regulation or which would subject NBSPL & its group companies to registration or licensing requirements within such jurisdictions.

The report is based on the information obtained from sources believed to be reliable, but we do not make any representation or warranty that it is accurate, complete or up-to-date and it should not be relied upon as such. We accept no obligation to correct or update the information or opinions in it. NBSPL or any of its affiliates or employees shall not be in any way responsible for any loss or damage that may arise to any person from any inadvertent error in the information contained in this report. NBSPL or any of its affiliates or employees do not provide, at any time, any express or implied warranty of any kind, regarding any matter pertaining to this report, including without limitation the implied warranties of merchantability, fitness for a particular purpose, and non-infringement. The recipients of this report should rely on their own investigations.

This information is subject to change without any prior notice. NBSPL reserves its absolute discretion and right to make or refrain from making modifications and alterations to this statement from time to time. Nevertheless, NBSPL is committed to providing independent and transparent recommendations to its clients, and would be happy to provide information in response to specific client queries.

Before making an investment decision on the basis of this research, the reader needs to consider, with or without the assistance of an adviser, whether the advice is appropriate in light of their particular investment needs, objectives and financial circumstances. There are risks involved in securities trading. The price of securities can and does fluctuate, and an individual security may even become valueless. International investors are reminded of the additional risks inherent in international investments, such as currency fluctuations and international stock market or economic conditions, which may adversely affect the value of the investment. Opinions expressed are subject to change without any notice. Neither the company nor the director or the employees of NBSPL accept any liability whatsoever for any direct, indirect, consequential or other loss arising from any use of this research and/or further communication in relation to this research. Here it may be noted that neither NBSPL, nor its directors, employees, agents or representatives shall be liable for any damages whether direct or indirect, incidental, special or consequential including lost revenue or lost profit that may arise from or in connection with the use of the information contained in this report.

Copyright of this document vests exclusively with NBSPL. Our reports are also available on our website [www.nirmalbang.com](http://www.nirmalbang.com)